

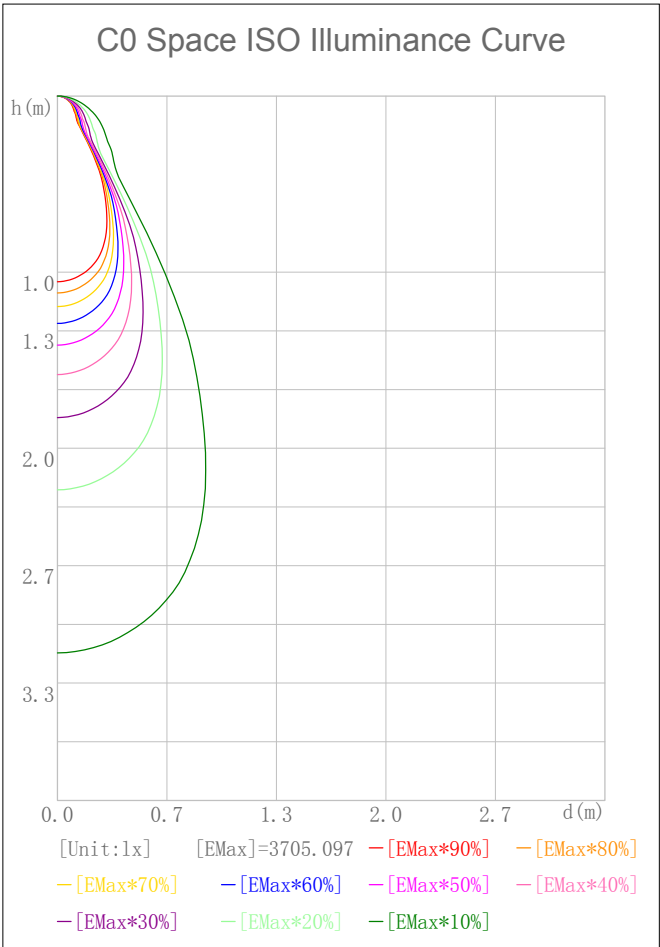
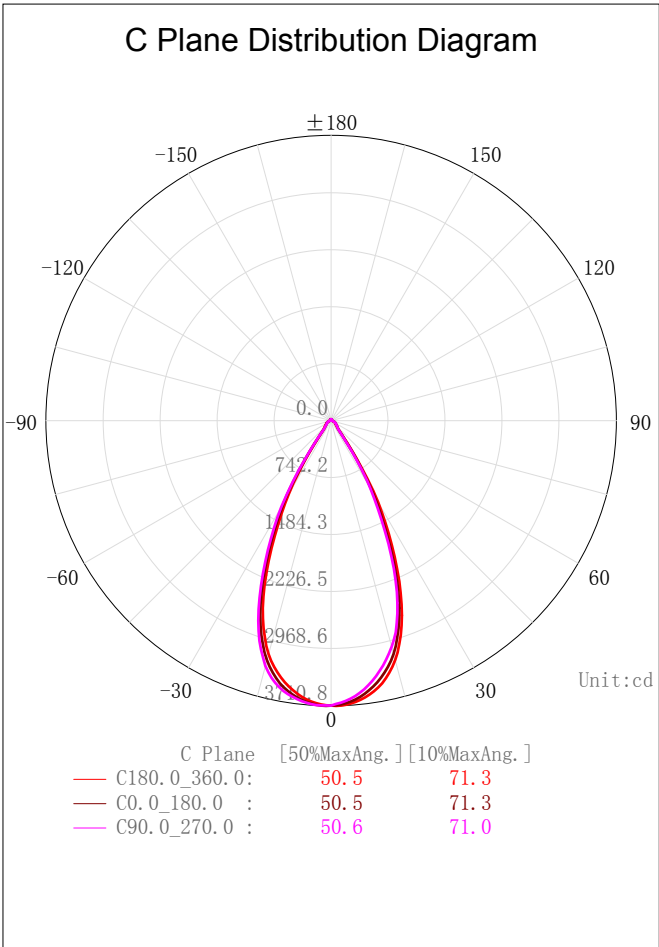
Indoor Luminaire Photometric Data

Description Information

Luminary Name: TR04-35-XX-01 2700K RA90 60D	Lum. Catalog:	Test ID: 01
Lamp Name:	Lamp Catalog: LED	Test Date: 2019/11/22
Manufacture: Shenzhen Norming Lighting Co., Ltd	Shld.Ang(°):	Test Machine:GON-2000
Test Lab: QUality peatment	Frequency (Hz):	Lamp CCT(K): Ra:
Lum. Size (W*L*H):0.070m*0.070m*0.266m	Lum. Area (m2):0.024	Lum. W(kg): 0.000
Test System: C, γ	Test Step: C=90.0 γ=1.0	Temp. (°C): 25
		Humidity(%): 50.0

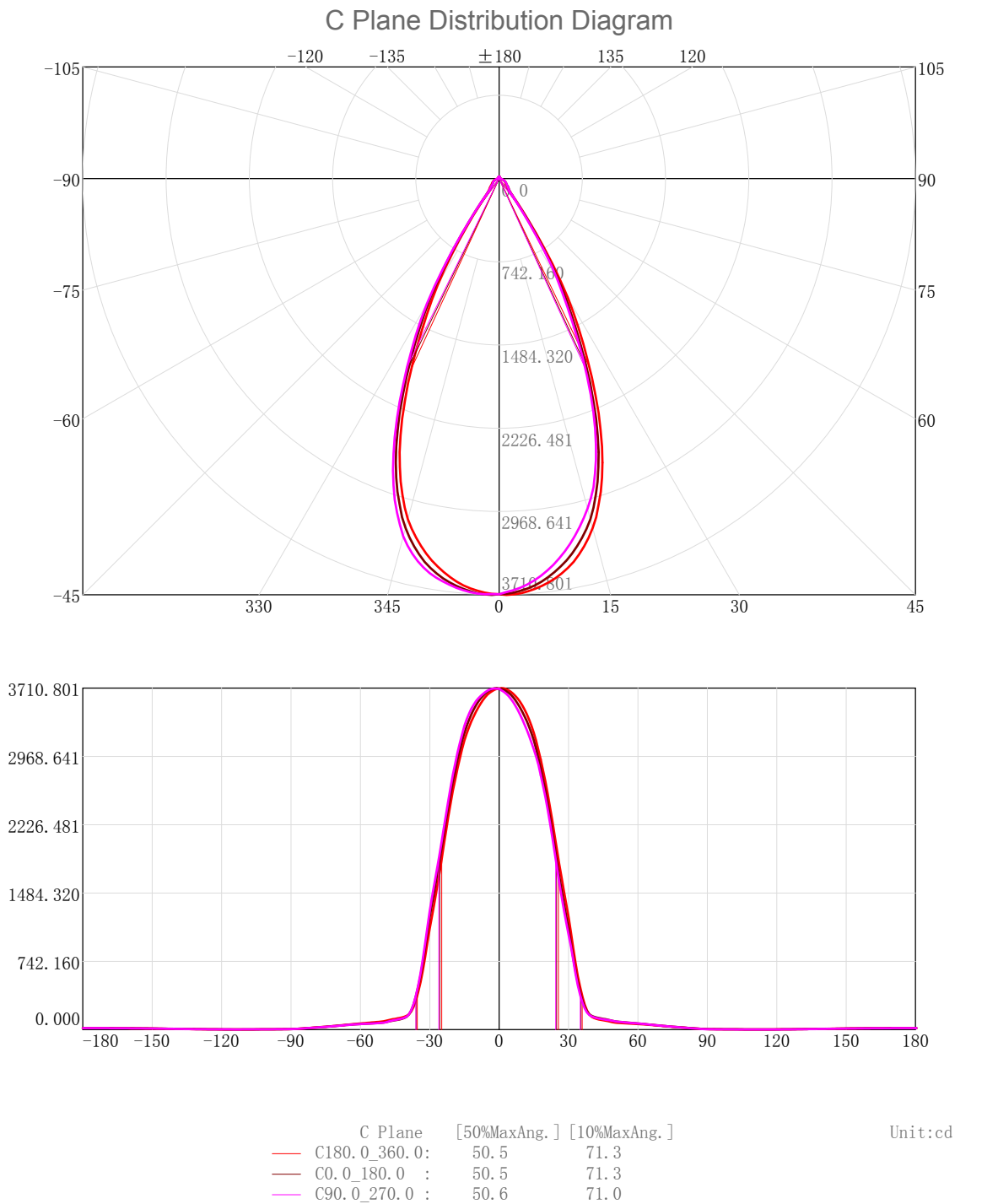
Character Parameter

Lamp Speciality Parameter	Luminaire Speciality Parameter	
Rated Flux(lm): 2681.410	Luminary Flux(lm): 2681.408	Field Angle(10%Imax): 71.3(°)
Rated Power(W):	Luminary Efficiency: 100.00%	Down Lumens&Percent: 2638.957lm 98.42%
Rated Voltage(V):	Luminary EER(lm/W): 79.028	Up Lumens&Percent: 42.451lm 1.58%
Tested Power(W): 33.930	Max. Candela(cd): 3710.801	S/MH: C0_a180=0.816 C90_270=0.816
Lamps' Inside: 1	Max Cand@Ang. (°): C=180.0 γ=1.0	CIE Type: Semi-Direct
Tested Electrics (V, A, pf):240.2, 0.142, 0.989	Beam Angle(50%Imax): 50.5(°)	ErP Φ use(90°): 2419.039lm
Lamp Size (W*L*H):0.070m*0.070m*0.266m	Left=-24.8°, Right=25.6°	IRF(%): 313.992



2D Plane Light Intensity Distribution Curve

Lum. Name: TR04-35-XX-01 2700K RA90 60D	Lum. Catalog:	Test ID: 01
Lamp Name:	Lamp Catalog: LED	Test Lab: Quality peatment
Manufacture: Shenzhen Norming Lighting Co., Ltd	Test Machine:GON-2000	Test Date: 2019/11/22



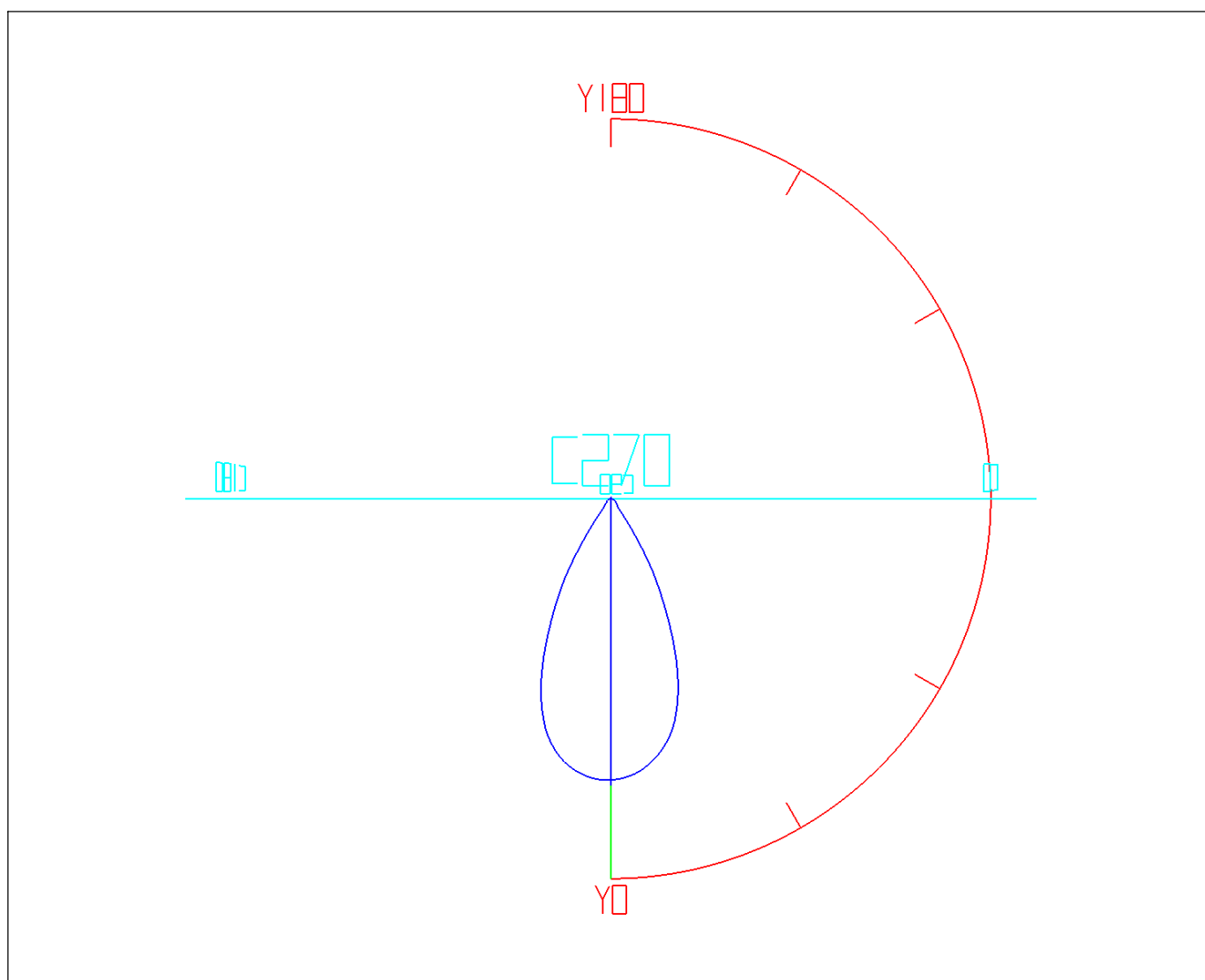
IES Indoor Report

Photometric Filename:TR04-35-XX-01 2700K RA90 60D.IES

3D Light Intensity Distribution Modal

Lum. Name: TR04-35-XX-01 2700K RA90 60D	Lum. Catalog:	Test ID: 01
Lamp Name:	Lamp Catalog: LED	Test Lab: Quality peatment
Manufacture: Shenzhen Norming Lighting Co., Ltd	Test Machine:GON-2000	Test Date: 2019/11/22

3D Light Intensity Distribution Modal



Curves: 3D Model — Fixture — Vert. HUD — Hori. HUD —
View Angles: Orient:0 Tilt:0 Roll:0 Spin:0

Zonal Flux Tabulation

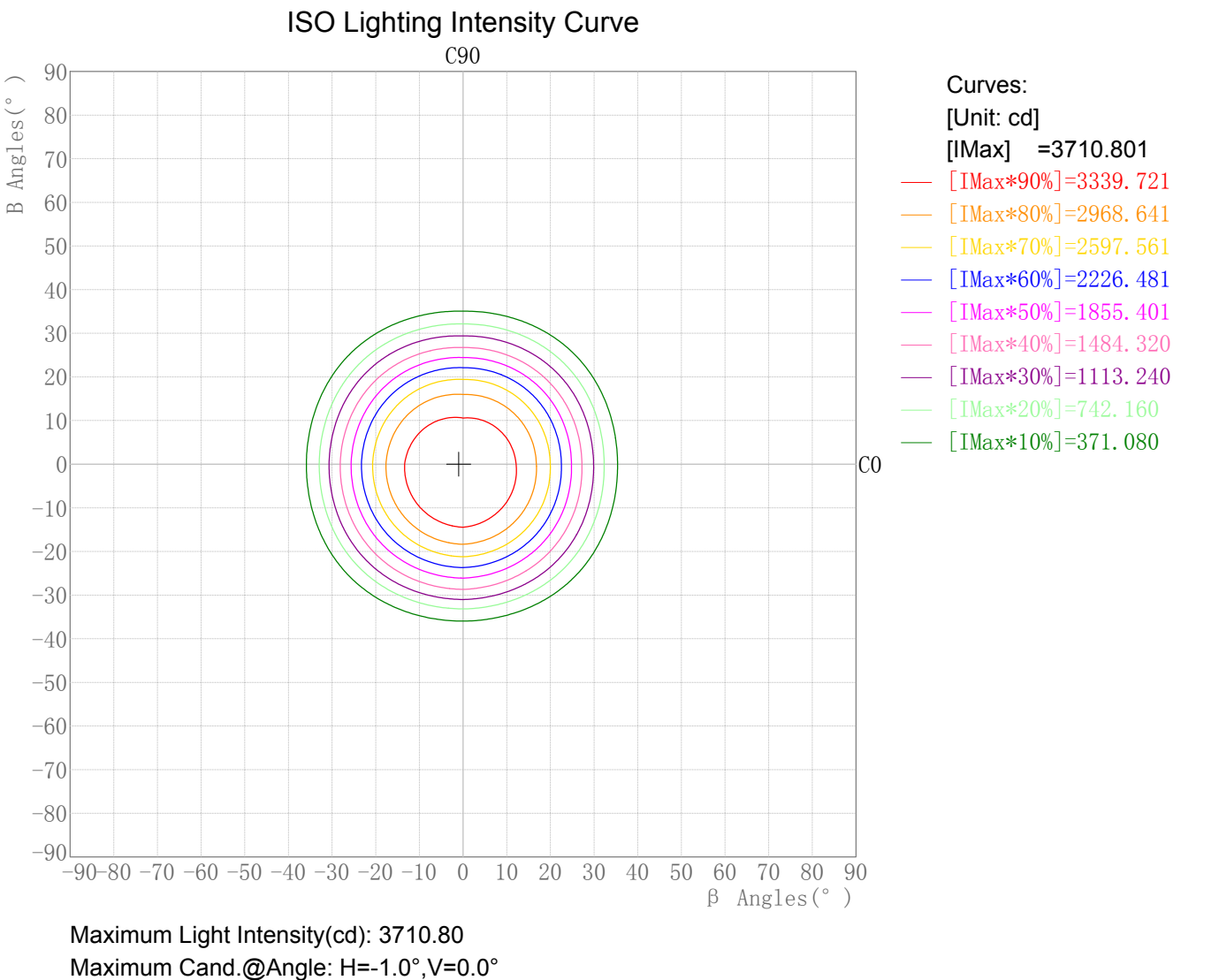
Zone(γ)	Zone Flux (lm)	Sums Flux (lm)	Zone%Lamp	Sums%Lamp	Zone(γ)	Zone Flux (lm)	Sums Flux (lm)	Zone%Lamp	Sums%Lamp
0.0-1.0	3.54	3.54	0.13	0.13	47.0-48.0	7.92	2455.65	0.30	91.58
1.0-2.0	10.61	14.16	0.40	0.53	48.0-49.0	7.57	2463.22	0.28	91.86
2.0-3.0	17.65	31.80	0.66	1.19	49.0-50.0	7.23	2470.45	0.27	92.13
3.0-4.0	24.61	56.41	0.92	2.10	50.0-51.0	7.02	2477.47	0.26	92.39
4.0-5.0	31.47	87.88	1.17	3.28	51.0-52.0	6.90	2484.37	0.26	92.65
5.0-6.0	38.21	126.09	1.42	4.70	52.0-53.0	6.81	2491.18	0.25	92.91
6.0-7.0	44.79	170.88	1.67	6.37	53.0-54.0	6.72	2497.90	0.25	93.16
7.0-8.0	51.19	222.07	1.91	8.28	54.0-55.0	6.63	2504.53	0.25	93.40
8.0-9.0	57.40	279.47	2.14	10.42	55.0-56.0	6.55	2511.08	0.24	93.65
9.0-10.0	63.38	342.85	2.36	12.79	56.0-57.0	6.47	2517.54	0.24	93.89
10.0-11.0	69.08	411.93	2.58	15.36	57.0-58.0	6.38	2523.93	0.24	94.13
11.0-12.0	74.46	486.39	2.78	18.14	58.0-59.0	6.30	2530.23	0.23	94.36
12.0-13.0	79.47	565.85	2.96	21.10	59.0-60.0	6.21	2536.43	0.23	94.59
13.0-14.0	84.08	649.94	3.14	24.24	60.0-61.0	6.11	2542.54	0.23	94.82
14.0-15.0	88.27	738.20	3.29	27.53	61.0-62.0	5.99	2548.52	0.22	95.04
15.0-16.0	91.86	830.06	3.43	30.96	62.0-63.0	5.85	2554.37	0.22	95.26
16.0-17.0	94.75	924.81	3.53	34.49	63.0-64.0	5.69	2560.06	0.21	95.47
17.0-18.0	96.96	1021.77	3.62	38.11	64.0-65.0	5.52	2565.59	0.21	95.68
18.0-19.0	98.42	1120.20	3.67	41.78	65.0-66.0	5.33	2570.92	0.20	95.88
19.0-20.0	99.10	1219.30	3.70	45.47	66.0-67.0	5.13	2576.05	0.19	96.07
20.0-21.0	98.93	1318.23	3.69	49.16	67.0-68.0	4.93	2580.98	0.18	96.25
21.0-22.0	97.85	1416.07	3.65	52.81	68.0-69.0	4.73	2585.70	0.18	96.43
22.0-23.0	95.93	1512.01	3.58	56.39	69.0-70.0	4.53	2590.23	0.17	96.60
23.0-24.0	93.20	1605.21	3.48	59.86	70.0-71.0	4.32	2594.55	0.16	96.76
24.0-25.0	89.71	1694.92	3.35	63.21	71.0-72.0	4.11	2598.66	0.15	96.91
25.0-26.0	85.62	1780.54	3.19	66.40	72.0-73.0	3.91	2602.57	0.15	97.06
26.0-27.0	81.17	1861.71	3.03	69.43	73.0-74.0	3.70	2606.27	0.14	97.20
27.0-28.0	76.51	1938.22	2.85	72.28	74.0-75.0	3.50	2609.78	0.13	97.33
28.0-29.0	71.67	2009.90	2.67	74.96	75.0-76.0	3.29	2613.07	0.12	97.45
29.0-30.0	66.49	2076.39	2.48	77.44	76.0-77.0	3.09	2616.16	0.12	97.57
30.0-31.0	60.42	2136.81	2.25	79.69	77.0-78.0	2.89	2619.05	0.11	97.67
31.0-32.0	53.15	2189.95	1.98	81.67	78.0-79.0	2.69	2621.74	0.10	97.77
32.0-33.0	45.24	2235.19	1.69	83.36	79.0-80.0	2.49	2624.23	0.09	97.87
33.0-34.0	37.52	2272.71	1.40	84.76	80.0-81.0	2.30	2626.52	0.09	97.95
34.0-35.0	30.45	2303.16	1.14	85.89	81.0-82.0	2.10	2628.62	0.08	98.03
35.0-36.0	24.32	2327.48	0.91	86.80	82.0-83.0	1.91	2630.53	0.07	98.10
36.0-37.0	19.24	2346.72	0.72	87.52	83.0-84.0	1.73	2632.26	0.06	98.17
37.0-38.0	15.27	2361.99	0.57	88.09	84.0-85.0	1.55	2633.81	0.06	98.22
38.0-39.0	12.49	2374.48	0.47	88.55	85.0-86.0	1.37	2635.17	0.05	98.28
39.0-40.0	10.81	2385.29	0.40	88.96	86.0-87.0	1.19	2636.37	0.04	98.32
40.0-41.0	9.92	2395.21	0.37	89.33	87.0-88.0	1.02	2637.38	0.04	98.36
41.0-42.0	9.42	2404.63	0.35	89.68	88.0-89.0	0.85	2638.23	0.03	98.39
42.0-43.0	9.07	2413.69	0.34	90.02	89.0-90.0	0.73	2638.96	0.03	98.42
43.0-44.0	8.81	2422.50	0.33	90.34	90.0-91.0	0.67	2639.63	0.03	98.44
44.0-45.0	8.60	2431.11	0.32	90.67	91.0-92.0	0.65	2640.28	0.02	98.47
45.0-46.0	8.41	2439.52	0.31	90.98	92.0-93.0	0.62	2640.90	0.02	98.49
46.0-47.0	8.20	2447.73	0.31	91.29	93.0-94.0	0.60	2641.51	0.02	98.51

Zonal Flux Tabulation - (Cont.)

Zone(γ)	Zone Flux (lm)	Sums Flux (lm)	Zone%Lamp	Sums%Lamp	Zone(γ)	Zone Flux (lm)	Sums Flux (lm)	Zone%Lamp	Sums%Lamp
94.0-95.0	0.58	2642.08	0.02	98.53	141.0-142.0	0.66	2662.99	0.02	99.31
95.0-96.0	0.56	2642.64	0.02	98.55	142.0-143.0	0.67	2663.66	0.03	99.34
96.0-97.0	0.53	2643.17	0.02	98.57	143.0-144.0	0.68	2664.34	0.03	99.36
97.0-98.0	0.51	2643.69	0.02	98.59	144.0-145.0	0.69	2665.03	0.03	99.39
98.0-99.0	0.49	2644.18	0.02	98.61	145.0-146.0	0.70	2665.73	0.03	99.42
99.0-100.0	0.48	2644.66	0.02	98.63	146.0-147.0	0.70	2666.43	0.03	99.44
100.0-101.0	0.46	2645.12	0.02	98.65	147.0-148.0	0.71	2667.13	0.03	99.47
101.0-102.0	0.44	2645.56	0.02	98.66	148.0-149.0	0.71	2667.84	0.03	99.49
102.0-103.0	0.43	2645.99	0.02	98.68	149.0-150.0	0.71	2668.55	0.03	99.52
103.0-104.0	0.41	2646.40	0.02	98.69	150.0-151.0	0.70	2669.25	0.03	99.55
104.0-105.0	0.40	2646.80	0.01	98.71	151.0-152.0	0.70	2669.95	0.03	99.57
105.0-106.0	0.39	2647.18	0.01	98.72	152.0-153.0	0.69	2670.64	0.03	99.60
106.0-107.0	0.37	2647.56	0.01	98.74	153.0-154.0	0.68	2671.33	0.03	99.62
107.0-108.0	0.36	2647.92	0.01	98.75	154.0-155.0	0.67	2672.00	0.03	99.65
108.0-109.0	0.35	2648.27	0.01	98.76	155.0-156.0	0.66	2672.66	0.02	99.67
109.0-110.0	0.34	2648.61	0.01	98.78	156.0-157.0	0.64	2673.30	0.02	99.70
110.0-111.0	0.33	2648.95	0.01	98.79	157.0-158.0	0.63	2673.93	0.02	99.72
111.0-112.0	0.33	2649.28	0.01	98.80	158.0-159.0	0.61	2674.54	0.02	99.74
112.0-113.0	0.32	2649.60	0.01	98.81	159.0-160.0	0.59	2675.13	0.02	99.77
113.0-114.0	0.32	2649.92	0.01	98.83	160.0-161.0	0.57	2675.70	0.02	99.79
114.0-115.0	0.32	2650.25	0.01	98.84	161.0-162.0	0.55	2676.25	0.02	99.81
115.0-116.0	0.32	2650.57	0.01	98.85	162.0-163.0	0.53	2676.78	0.02	99.83
116.0-117.0	0.33	2650.90	0.01	98.86	163.0-164.0	0.50	2677.28	0.02	99.85
117.0-118.0	0.33	2651.23	0.01	98.87	164.0-165.0	0.48	2677.76	0.02	99.86
118.0-119.0	0.34	2651.57	0.01	98.89	165.0-166.0	0.45	2678.21	0.02	99.88
119.0-120.0	0.34	2651.91	0.01	98.90	166.0-167.0	0.43	2678.63	0.02	99.90
120.0-121.0	0.35	2652.26	0.01	98.91	167.0-168.0	0.40	2679.03	0.01	99.91
121.0-122.0	0.36	2652.62	0.01	98.93	168.0-169.0	0.37	2679.40	0.01	99.93
122.0-123.0	0.37	2652.99	0.01	98.94	169.0-170.0	0.34	2679.74	0.01	99.94
123.0-124.0	0.39	2653.38	0.01	98.95	170.0-171.0	0.31	2680.05	0.01	99.95
124.0-125.0	0.40	2653.78	0.01	98.97	171.0-172.0	0.28	2680.33	0.01	99.96
125.0-126.0	0.41	2654.19	0.02	98.98	172.0-173.0	0.25	2680.58	0.01	99.97
126.0-127.0	0.43	2654.62	0.02	99.00	173.0-174.0	0.22	2680.80	0.01	99.98
127.0-128.0	0.44	2655.06	0.02	99.02	174.0-175.0	0.18	2680.98	0.01	99.98
128.0-129.0	0.46	2655.52	0.02	99.03	175.0-176.0	0.15	2681.14	0.01	99.99
129.0-130.0	0.48	2656.00	0.02	99.05	176.0-177.0	0.12	2681.25	0.00	99.99
130.0-131.0	0.49	2656.50	0.02	99.07	177.0-178.0	0.09	2681.34	0.00	100.00
131.0-132.0	0.51	2657.01	0.02	99.09	178.0-179.0	0.05	2681.39	0.00	100.00
132.0-133.0	0.53	2657.53	0.02	99.11	179.0-180.0	0.02	2681.41	0.00	100.00
133.0-134.0	0.54	2658.08	0.02	99.13					
134.0-135.0	0.56	2658.64	0.02	99.15					
135.0-136.0	0.58	2659.21	0.02	99.17					
136.0-137.0	0.59	2659.81	0.02	99.19					
137.0-138.0	0.61	2660.41	0.02	99.22					
138.0-139.0	0.62	2661.04	0.02	99.24					
139.0-140.0	0.64	2661.67	0.02	99.26					
140.0-141.0	0.65	2662.32	0.02	99.29					

Rectangle ISO Lighting Intensity Diagram

Lum. Name:TR04-35-XX-01 2700K RA90 60D	Lum. Catalog:	Test ID:01
Lamp Name:	Lamp Catalog: LED	Test Lab: Quality peatment
Manufacture: Shenzhen Norming Lighting Co., Ltd	Test Machine:GON-2000	Test Date: 2019/11/22



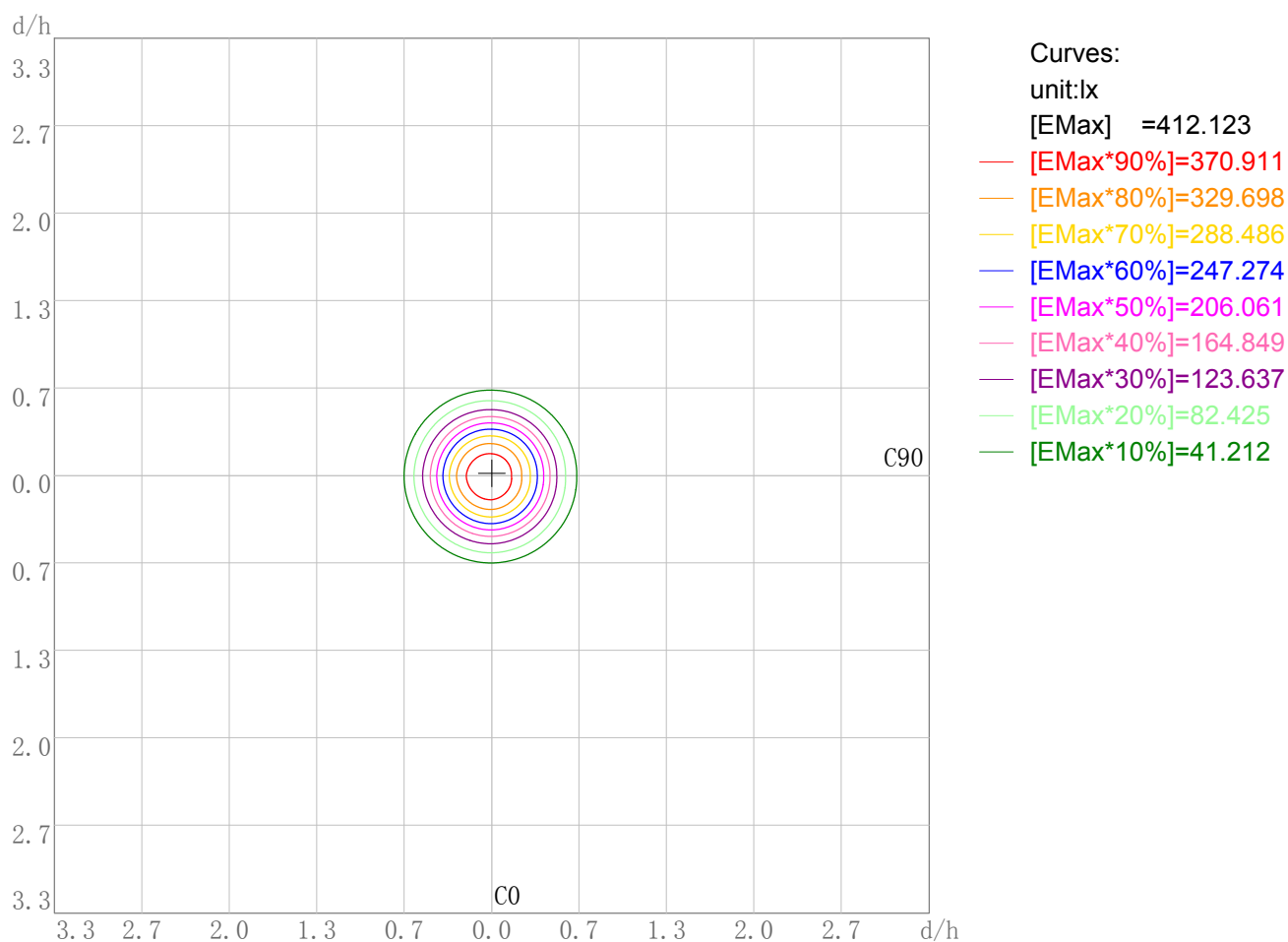
IES Indoor Report

Photometric Filename:TR04-35-XX-01 2700K RA90 60D.IES

Plane ISO-Illuminance Diagram

Lum. Name: TR04-35-XX-01 2700K RA90 60D	Lum. Catalog:	Test ID: 01
Lamp Name:	Lamp Catalog: LED	Test Lab: Quality peatment
Manufacture: Shenzhen Norming Lighting Co., Ltd	Test Machine:GON-2000	Test Date: 2019/11/22

Plane ISO-Illuminance Curve



Working Plane Luminaire Mounting Height(m): 3.00

Working Plane Maximum Illuminance(lx): 412.12

Working Plane Maximum Illuminance Position(d/h):H0.0 V-0.0

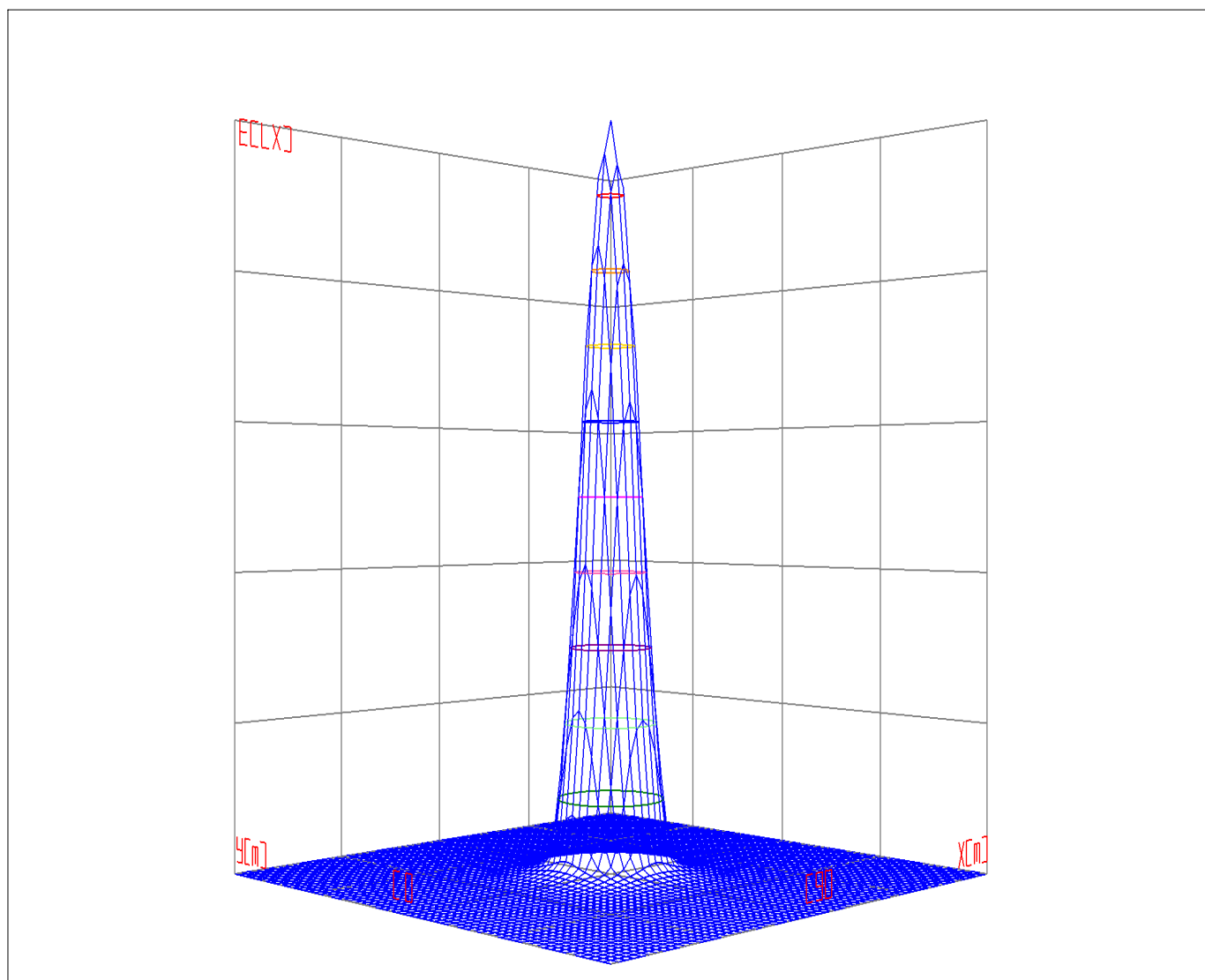
IES Indoor Report

Photometric Filename:TR04-35-XX-01 2700K RA90 60D.IES

3D Plane ISO Illuminance Diagram

Lum. Name: TR04-35-XX-01 2700K RA90 60D	Lum. Catalog:	Test ID: 01
Lamp Name:	Lamp Catalog: LED	Test Lab: Quality peatment
Manufacture: Shenzhen Norming Lighting Co., Ltd	Test Machine:GON-2000	Test Date: 2019/11/22

3D Plane Illuminance Modal



Curves: 3D Model — 90% — 80% — 70% — 60% — 50% — 40% — 30% — 20% — 10% —
View Angles(deg): 0 Height(m): 3.0 Distance(m): 10.0

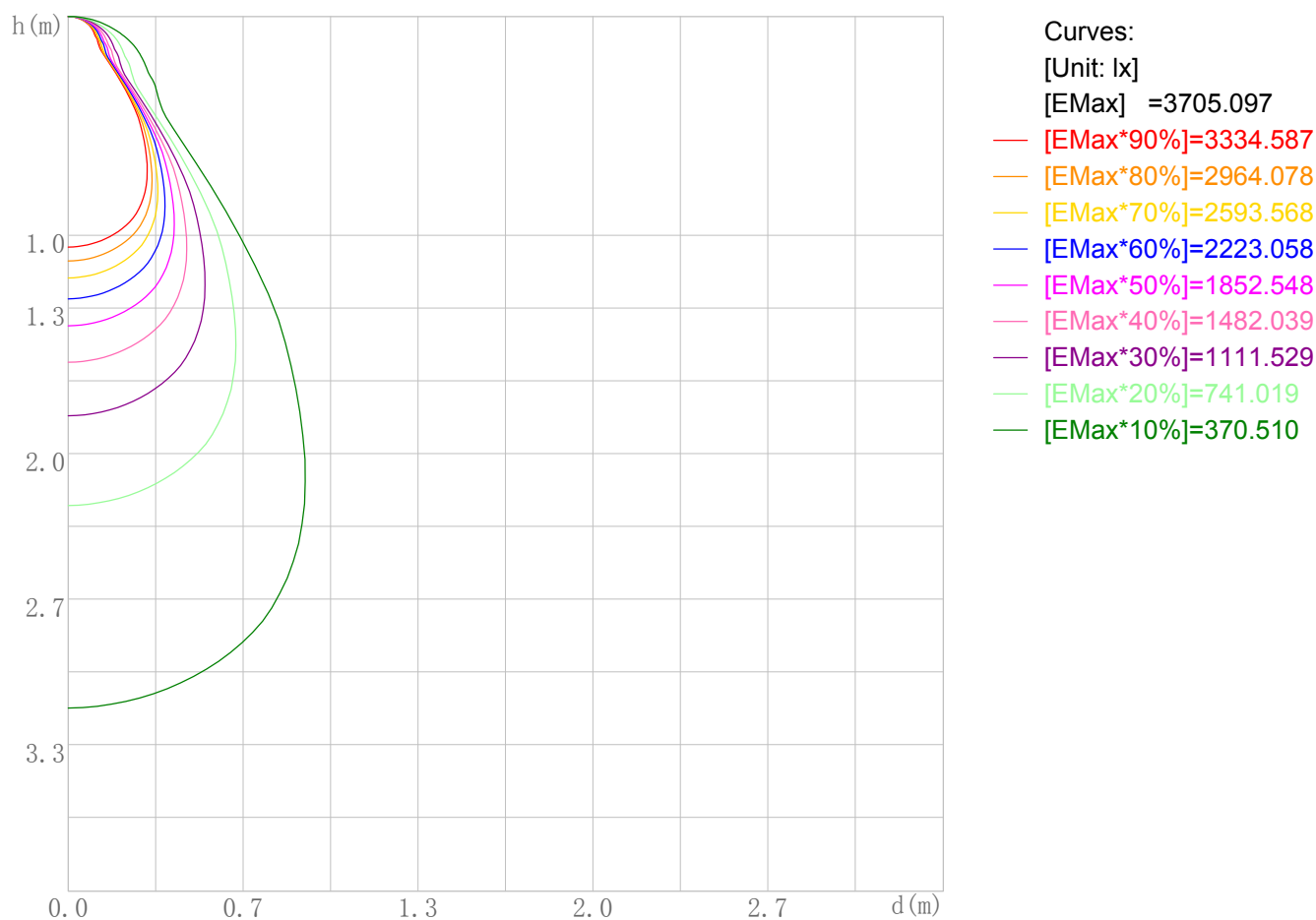
IES Indoor Report

Photometric Filename:TR04-35-XX-01 2700K RA90 60D.IES

Space ISO Illuminance Diagram

Lum. Name: TR04-35-XX-01 2700K RA90 60D	Lum. Catalog:	Test ID: 01
Lamp Name:	Lamp Catalog: LED	Test Lab: Quality peatment
Manufacture: Shenzhen Norming Lighting Co., Ltd	Test Machine:GON-2000	Test Date: 2019/11/22

Space ISO Illuminance Curve



Space Plane Maximum Illuminance and @Angle:3705.10lx,0.0deg
Plane Maximum Lighting Intensity and @Angle:3705.097cd,0deg

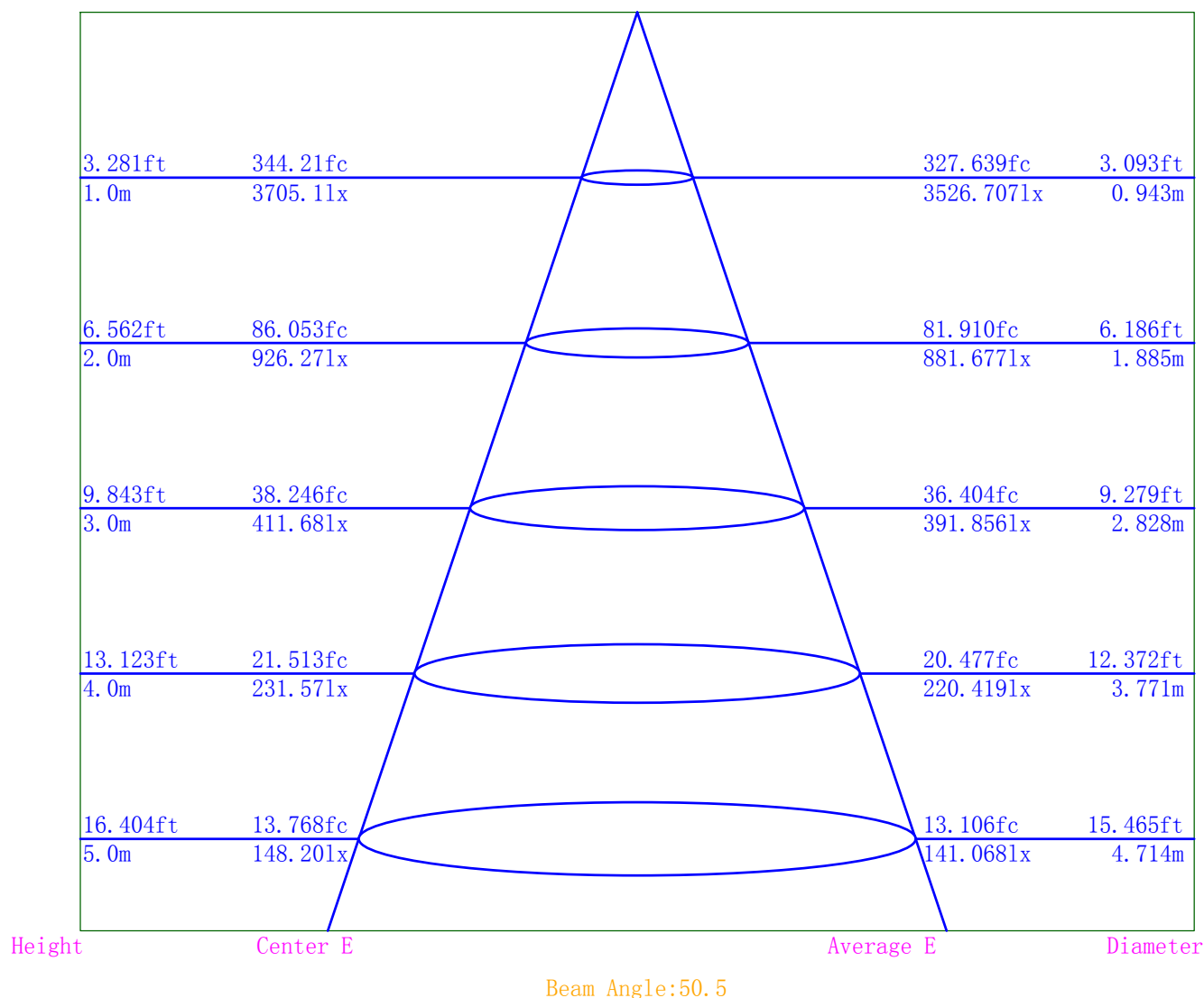
IES Indoor Report

Photometric Filename:TR04-35-XX-01 2700K RA90 60D.IES

Illuminance-Distance Diagram

Lum. Name: TR04-35-XX-01 2700K RA90 60D	Lum. Catalog:	Test ID: 01
Lamp Name:	Lamp Catalog: LED	Test Lab: Quality peatment
Manufacture: Shenzhen Norming Lighting Co., Ltd	Test Machine:GON-2000	Test Date: 2019/11/22

Illuminance-Distance Curve



IES Indoor Report

Photometric Filename:TR04-35-XX-01 2700K RA90 60D.IES

Indoor Luminance Limiting Curves

Lum. Name: TR04-35-XX-01 2700K RA90 60D	Lum. Catalog: LED	Test ID: 01
Lamp Name:	Lamp Catalog: LED	Test Lab: Quality peatment
Manufacture: Shenzhen Norming Lighting Co., Ltd	Test Machine:GON-2000	Test Date: 2019/11/22

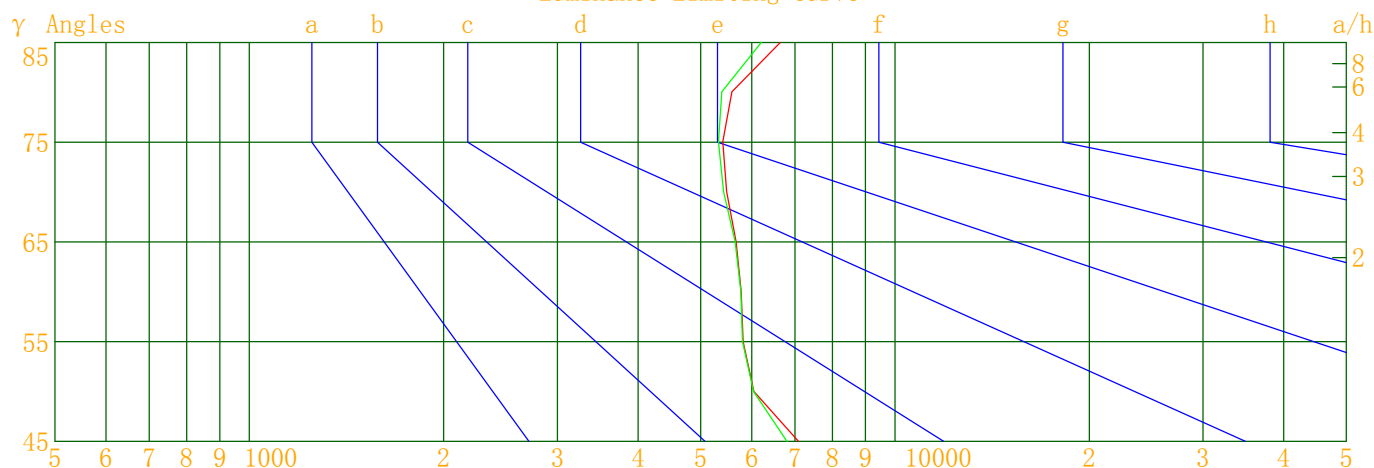
Glare Grade Table

GI	Quality	Using Illuminance							
1.15	A	2000	1000	500	<=300				
1.5	B		2000	1000	500	<=300			
1.85	C			2000	1000	500	<=300		
2.2	D				2000	1000	500	<=300	
2.55	E	a				2000	1000	500	<=300
			b	c	d	e	f	g	h

Luminance Table

Gama(deg)	45	50	55	60	65	70	75	80	85
C0	7090	6046	5818	5777	5673	5485	5412	5590	6641
C90	6803	6039	5805	5770	5653	5426	5327	5392	6207

Luminance Limiting Curve



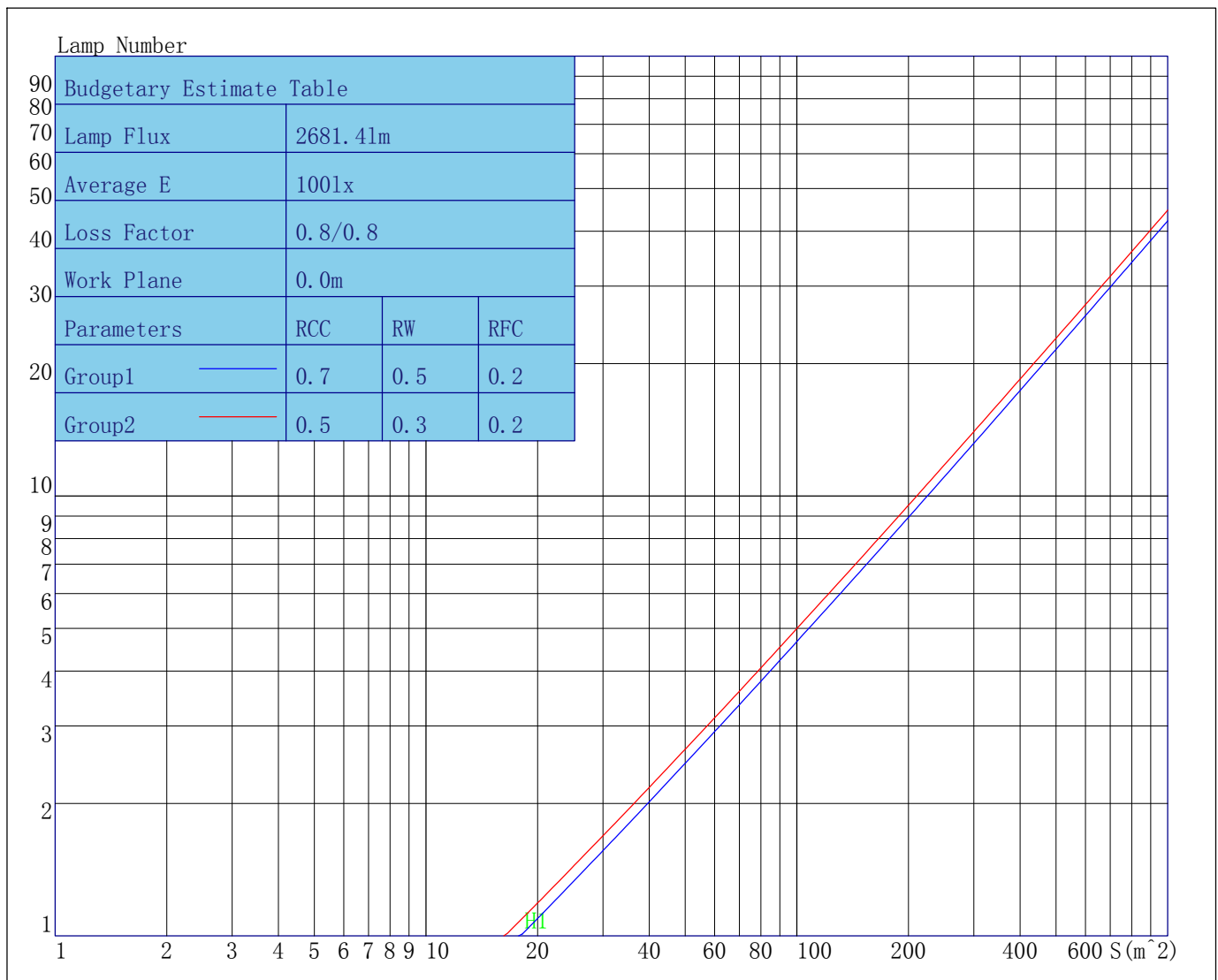
Luminous Size: Length(m)=0.070 Width(m)=0.070 Height(m)=0.266 Area(m^2)=0.023520
Luminous Type: Without Luminous Side
Luminous Curves: C0-C180 Color: — C90-C270 Color: —

IES Indoor Report

Photometric Filename:TR04-35-XX-01 2700K RA90 60D.IES

Indoor Budgetary Estimate Table

Lum. Name: TR04-35-XX-01 2700K RA90 60D	Lum. Catalog:	Test ID: 01
Lamp Name:	Lamp Catalog: LED	Test Lab: Quality peatment
Manufacture: Shenzhen Norming Lighting Co., Ltd	Test Machine:GON-2000	Test Date: 2019/11/22



Parameters1: Rhocc = 0.7 Rhow = 0.5 Rhofc = 0.2 LLF = 0.8
Parameters2: Rhocc = 0.5 Rhow = 0.3 Rhofc = 0.2 LLF = 0.8
Average Illuminance(lx): 100 Cavity Height: H1(m) = 2

Indoor Coefficient of Utilization Table

Table with 3 columns: Lum. Name, Lum. Catalog, Test ID; Lamp Name, Lamp Catalog, Test Lab; Manufacture, Test Machine, Test Date.

Table with 7 columns: Coef., Effective Floor Cavity Reflectance RFC=0.20, RhoCC (%), RhoW (%), RCR, Coefficient of Utilization(%), and numerical values for RCR 0-10.

Unified Glare Rating Table

Lum. Name: TR04-35-XX-01 2700K RA90 60D	Lum. Catelog:	Test ID: 01
Lamp Name:	Lamp Catalog: LED	Test Lab: QQualty peatment
Manufacture: Shenzhen Norming Lighting Co., Ltd	Test Machine:GON-2000	Test Date: 2019/11/22

Unified Glare Rating Table

Ceiling RCC	0.70	0.70	0.50	0.50	0.30	0.70	0.70	0.50	0.50	0.30
Wall RW	0.50	0.30	0.50	0.30	0.30	0.50	0.30	0.50	0.30	0.30
Floor RFC	0.20	0.20	0.20	0.20	0.20	0.20	0.20	0.20	0.20	0.20
Room Size	Vewed crosswise					Vewed endwise				
X=2H Y=2H	14.9	16.0	15.3	16.3	16.7	14.8	15.8	15.2	16.2	16.5
	15.9	16.8	16.3	17.2	17.6	15.8	16.7	16.2	17.1	17.5
	16.4	17.2	16.8	17.6	18.1	16.3	17.1	16.7	17.5	18.0
	16.8	17.6	17.3	18.0	18.5	16.7	17.5	17.2	17.9	18.3
	17.0	17.8	17.5	18.2	18.6	16.9	17.6	17.4	18.1	18.5
	17.2	17.9	17.7	18.3	18.8	17.1	17.8	17.6	18.2	18.7
X=4H Y=2H	15.2	16.0	15.6	16.4	16.9	15.1	15.9	15.5	16.3	16.8
	16.4	17.1	16.9	17.6	18.0	16.3	17.0	16.8	17.5	17.9
	17.1	17.7	17.5	18.1	18.6	17.0	17.6	17.4	18.1	18.5
	17.7	18.2	18.2	18.7	19.2	17.6	18.1	18.1	18.6	19.1
	17.9	18.4	18.4	18.9	19.4	17.8	18.3	18.3	18.8	19.3
	18.2	18.6	18.7	19.1	19.7	18.1	18.5	18.6	19.0	19.5
X=8H Y=4H	17.3	17.8	17.8	18.2	18.8	17.2	17.7	17.7	18.2	18.7
	18.0	18.4	18.6	19.0	19.5	18.0	18.3	18.5	18.9	19.4
	18.4	18.8	19.0	19.3	19.9	18.3	18.7	18.9	19.2	19.7
	18.8	19.1	19.4	19.7	20.3	18.7	19.0	19.2	19.5	20.1
X=12H Y=4H	17.3	17.7	17.8	18.2	18.7	17.2	17.6	17.7	18.1	18.7
	18.1	18.5	18.7	19.0	19.5	18.0	18.4	18.6	18.9	19.5
	18.6	18.9	19.1	19.4	20.0	18.4	18.7	19.0	19.3	19.9
Variations with the objerver position at spacings										
S=1.0H	0.3/-0.3					0.4/-0.4				
S=1.5H	0.6/-0.6					0.6/-0.6				
S=2.0H	0.7/-0.8					0.7/-0.8				
Reduced UGR Table:										
Nordic Standard Table:	BK0					BK0				
Correction Value	2.6					2.6				

o the CIE Pub.117, data has been corrected, refers to the lamp's lumens 8.2flm.

Candela Tabulation

V/H	C0.0	C90.0	C180.0	C270.0
γ 0.0	3705.10	3705.10	3705.10	3705.10
γ 1.0	3702.04	3686.10	3710.80	3704.19
γ 2.0	3693.08	3671.16	3708.59	3706.68
γ 3.0	3678.59	3650.77	3700.94	3703.42
γ 4.0	3661.57	3625.30	3687.72	3695.66
γ 5.0	3639.89	3595.62	3671.01	3682.82
γ 6.0	3612.86	3560.73	3650.41	3667.01
γ 7.0	3579.66	3520.65	3625.88	3646.70
γ 8.0	3542.15	3475.78	3597.51	3624.52
γ 9.0	3501.71	3426.67	3563.52	3599.52
γ 10.0	3455.92	3373.24	3524.50	3569.61
γ 11.0	3404.74	3315.05	3479.46	3531.12
γ 12.0	3348.43	3253.82	3424.92	3486.88
γ 13.0	3285.79	3186.94	3364.85	3432.83
γ 14.0	3218.32	3117.25	3298.54	3372.16
γ 15.0	3142.67	3044.64	3223.46	3301.06
γ 16.0	3050.48	2965.68	3138.84	3208.48
γ 17.0	2946.19	2877.62	3035.66	3114.17
γ 18.0	2840.17	2764.93	2934.52	3010.59
γ 19.0	2718.53	2650.33	2817.56	2891.80
γ 20.0	2594.45	2524.81	2693.78	2767.50
γ 21.0	2451.63	2388.22	2559.79	2628.08
γ 22.0	2308.18	2243.33	2414.05	2482.83
γ 23.0	2148.44	2089.48	2270.80	2331.17
γ 24.0	1993.51	1927.36	2111.12	2179.59
γ 25.0	1827.38	1764.53	1956.12	2022.00
γ 26.0	1669.11	1598.44	1799.55	1871.27
γ 27.0	1516.49	1442.20	1650.70	1723.59
γ 28.0	1371.77	1298.32	1503.86	1581.65
γ 29.0	1233.63	1162.96	1365.07	1440.72
γ 30.0	1098.73	1034.07	1226.28	1288.81
γ 31.0	946.79	911.22	1064.47	1114.59
γ 32.0	788.29	763.92	894.38	936.64
γ 33.0	642.00	615.14	733.53	768.14
γ 34.0	514.47	485.28	586.72	613.55
γ 35.0	406.23	376.47	464.17	475.06
γ 36.0	313.89	293.63	359.85	366.15
γ 37.0	245.92	231.02	271.62	277.66
γ 38.0	197.90	186.84	207.99	210.95
γ 39.0	166.99	160.10	165.58	167.18
γ 40.0	151.23	144.95	140.98	142.66
γ 41.0	141.35	135.56	127.50	130.10
γ 42.0	134.00	128.11	118.56	121.62
γ 43.0	127.53	122.31	112.02	115.15
γ 44.0	122.58	117.51	106.71	109.88
γ 45.0	117.92	113.14	102.36	105.44
γ 46.0	113.76	109.01	98.47	100.57

Candela Tabulation - (Cont.)

V/H	C0.0	C90.0	C180.0	C270.0
γ 47.0	108.96	105.37	94.17	94.68
γ 48.0	103.27	101.46	88.57	87.56
γ 49.0	96.56	96.62	82.45	81.05
γ 50.0	91.41	91.29	77.64	76.83
γ 51.0	88.39	87.87	75.34	74.51
γ 52.0	85.71	85.42	73.32	72.65
γ 53.0	83.27	83.00	71.63	70.93
γ 54.0	80.91	80.65	70.08	69.34
γ 55.0	78.49	78.31	68.62	67.87
γ 56.0	76.35	76.13	67.27	66.58
γ 57.0	74.16	74.04	65.96	65.31
γ 58.0	72.04	71.90	64.70	64.06
γ 59.0	69.97	69.93	63.41	62.86
γ 60.0	67.94	67.86	62.13	61.46
γ 61.0	65.73	65.79	60.69	60.13
γ 62.0	63.57	63.56	59.08	58.43
γ 63.0	61.23	61.19	57.23	56.67
γ 64.0	58.79	58.70	55.26	54.89
γ 65.0	56.39	56.19	53.26	52.81
γ 66.0	53.76	53.48	51.16	50.62
γ 67.0	51.27	50.87	48.73	48.20
γ 68.0	48.83	48.37	46.55	46.15
γ 69.0	46.46	46.03	44.37	43.94
γ 70.0	44.13	43.65	42.15	41.79
γ 71.0	41.76	41.27	39.89	39.62
γ 72.0	39.43	39.04	37.70	37.66
γ 73.0	37.22	36.73	35.67	35.50
γ 74.0	35.07	34.56	33.55	33.52
γ 75.0	32.95	32.43	31.47	31.53
γ 76.0	30.78	30.19	29.40	29.54
γ 77.0	28.71	28.00	27.44	27.62
γ 78.0	26.71	26.06	25.53	25.72
γ 79.0	24.72	24.00	23.61	23.91
γ 80.0	22.83	22.02	21.74	22.03
γ 81.0	20.89	20.07	19.83	20.35
γ 82.0	18.98	18.18	18.06	18.54
γ 83.0	17.15	16.27	16.41	16.95
γ 84.0	15.44	14.59	14.73	15.31
γ 85.0	13.61	12.72	13.08	13.79
γ 86.0	12.03	11.17	11.45	12.20
γ 87.0	10.35	9.44	9.79	10.75
γ 88.0	8.64	7.82	8.26	9.22
γ 89.0	7.13	6.24	6.75	7.75
γ 90.0	6.61	5.71	5.86	6.97
γ 91.0	6.35	5.44	5.64	6.62
γ 92.0	6.09	5.26	5.46	6.42
γ 93.0	5.91	5.04	5.26	6.17

Candela Tabulation - (Cont.)

V/H	C0.0	C90.0	C180.0	C270.0
γ 94.0	5.61	4.94	5.01	5.98
γ 95.0	5.41	4.73	4.84	5.69
γ 96.0	5.22	4.56	4.72	5.54
γ 97.0	5.00	4.40	4.47	5.36
γ 98.0	4.87	4.23	4.33	5.07
γ 99.0	4.65	4.08	4.22	5.02
γ 100.0	4.47	3.88	4.19	4.84
γ 101.0	4.36	3.79	3.99	4.63
γ 102.0	4.16	3.64	3.89	4.49
γ 103.0	4.00	3.49	3.82	4.34
γ 104.0	3.90	3.48	3.65	4.23
γ 105.0	3.79	3.32	3.65	4.18
γ 106.0	3.60	3.20	3.51	3.98
γ 107.0	3.55	3.08	3.45	3.94
γ 108.0	3.43	3.01	3.43	3.85
γ 109.0	3.39	2.95	3.34	3.74
γ 110.0	3.25	2.84	3.31	3.67
γ 111.0	3.16	2.83	3.22	3.75
γ 112.0	3.11	2.88	3.26	3.62
γ 113.0	3.13	2.72	3.30	3.61
γ 114.0	3.13	2.83	3.26	3.64
γ 115.0	3.18	2.84	3.32	3.62
γ 116.0	3.21	2.89	3.39	3.69
γ 117.0	3.24	3.02	3.46	3.79
γ 118.0	3.31	3.14	3.59	3.75
γ 119.0	3.44	3.17	3.64	3.85
γ 120.0	3.40	3.34	3.81	4.04
γ 121.0	3.63	3.46	3.96	4.10
γ 122.0	3.82	3.62	4.08	4.23
γ 123.0	3.92	3.88	4.33	4.35
γ 124.0	4.09	4.05	4.54	4.59
γ 125.0	4.31	4.25	4.69	4.83
γ 126.0	4.47	4.52	4.99	4.97
γ 127.0	4.70	4.79	5.18	5.23
γ 128.0	4.97	4.99	5.43	5.43
γ 129.0	5.25	5.36	5.75	5.77
γ 130.0	5.46	5.61	6.11	5.98
γ 131.0	5.81	5.86	6.23	6.29
γ 132.0	6.10	6.22	6.62	6.55
γ 133.0	6.37	6.54	6.90	6.82
γ 134.0	6.67	6.90	7.30	7.15
γ 135.0	7.02	7.20	7.61	7.56
γ 136.0	7.40	7.50	8.05	7.79
γ 137.0	7.74	7.81	8.34	8.15
γ 138.0	8.11	8.24	8.72	8.49
γ 139.0	8.46	8.64	9.07	8.81
γ 140.0	8.84	9.05	9.52	9.14

Candela Tabulation - (Cont.)

V/H	C0.0	C90.0	C180.0	C270.0
γ 141.0	9.22	9.35	9.86	9.60
γ 142.0	9.65	9.75	10.24	9.94
γ 143.0	10.05	10.18	10.58	10.27
γ 144.0	10.35	10.56	11.00	10.68
γ 145.0	10.77	10.84	11.38	11.06
γ 146.0	11.22	11.26	11.76	11.35
γ 147.0	11.57	11.61	12.21	11.87
γ 148.0	11.88	12.00	12.51	12.10
γ 149.0	12.29	12.33	12.89	12.53
γ 150.0	12.67	12.72	13.24	12.85
γ 151.0	12.96	13.08	13.61	13.13
γ 152.0	13.24	13.42	14.02	13.48
γ 153.0	13.62	13.61	14.31	13.81
γ 154.0	13.84	13.91	14.49	14.13
γ 155.0	14.14	14.18	14.85	14.30
γ 156.0	14.42	14.43	15.06	14.58
γ 157.0	14.65	14.60	15.28	14.88
γ 158.0	14.86	14.86	15.52	15.09
γ 159.0	15.07	15.02	15.69	15.23
γ 160.0	15.36	15.27	15.87	15.54
γ 161.0	15.47	15.52	16.02	15.74
γ 162.0	15.67	15.72	16.30	15.84
γ 163.0	15.84	15.90	16.42	15.98
γ 164.0	16.09	16.10	16.54	16.16
γ 165.0	16.24	16.28	16.67	16.36
γ 166.0	16.45	16.37	16.86	16.43
γ 167.0	16.60	16.56	16.91	16.65
γ 168.0	16.78	16.65	17.14	16.69
γ 169.0	16.90	16.80	17.16	16.93
γ 170.0	17.11	16.96	17.33	17.06
γ 171.0	17.22	17.09	17.40	17.21
γ 172.0	17.34	17.22	17.60	17.29
γ 173.0	17.41	17.38	17.66	17.32
γ 174.0	17.55	17.47	17.77	17.42
γ 175.0	17.70	17.57	17.69	17.50
γ 176.0	17.76	17.69	17.83	17.58
γ 177.0	17.90	17.75	17.97	17.65
γ 178.0	17.95	17.81	17.92	17.74
γ 179.0	18.04	17.80	17.98	17.69
γ 180.0	17.92	17.92	17.92	17.92